

The SecuriBeam BSD 535 beam smoke detector system consists of a transmitter/receiver unit and a reflector which is mounted on the opposite wall. The infrared light beam sent from the transmitter is sent back by the reflector and evaluated for light attenuation. The distance between the detector and the reflector can be between 3 m and 100 m.



# SecuriBeam BSD 535

## Beam Smoke Detector

### Design and function

The light transmitter and receiver are in the same map case. The unit can be easily oriented using sturdy knurled screws. Depending on the distance to be covered, several BRE 535 reflectors can be grouped into a larger unit. The optional BRU 535 reset unit makes it possible to reset the detector locally while acting to connect the BRC 535 remote control unit. Alarm and fault relays enable straightforward connection to a fire alarm control panel such as SecuriFire.

### Application

Thanks to the linear design of transmitter and receiver, the SecuriBeam BSD 535 can be deployed wherever conventional point detectors cannot be used due to structural issues or when such detectors are not able to guarantee optimal protection.

Examples of such applications:

- Large warehouses and production halls
- Covered inner courtyards (atriums)
- Reception halls
- Warehouses
- Attics in churches
- Cinemas, theatres
- And more

### Easy planning, commissioning and programming

Planning must take into account the applicable national regulations (VDE 0833-2, TRVB 123, VKF/SES, etc.).

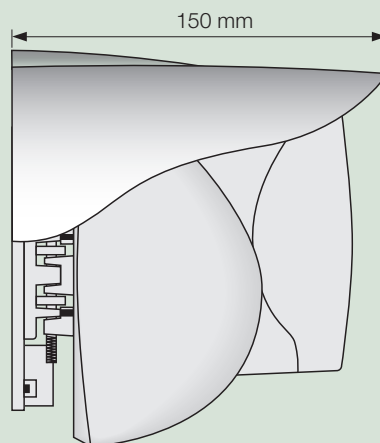
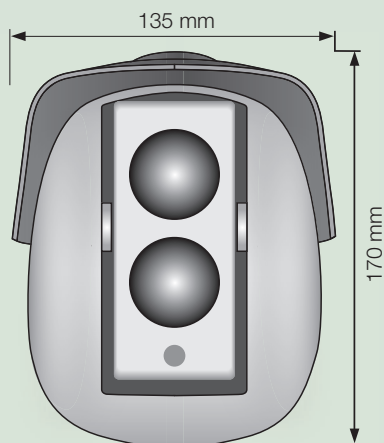
Commissioning is extremely easy: you simply adjust the detector orientation with the knurled screws and visually check the light signal. Programming is performed directly on the SecuriBeam BSD 535 by means of 4 keys or with the BRC 535 remote control unit. It can be connected either directly to the detector or to the BRU 535 reset unit. This is especially practical when the SecuriBeam BSD 535 has to be mounted very high.

- Beam smoke detector based on the reflection principle
- Large monitoring area of 3–100 m
- The ideal smoke detector for monitoring large-scale halls under normal ambient conditions
- Low power consumption
- Easy commissioning directly on the detector or with remote control unit
- Simple optical orientation with knurled screws and temporarily visible light beam
- Adjustable sensitivity
- Construction product approval 0333-CPD-075019
- VdS approval G 210082, compliance with EN 54-12

BRC 535




Specifications subject to change without notice. Delivery subject to availability.



BRU 535



BRE 535



BAB 535



#### Technical data of the BSD 535

12–30 VDC	Permitted voltage range
15 mA typ. (bei 24 VDC)	Operating current, quiescent (typical)
3–100 m	Area of application
EN 54-12	Standards
VdSG 210082/0333-CPD-075019	Approvals
–10 to +55 °C	Ambient operating temperature
Overall device: IP 31	IEC 529 protection type
Optical unit: IP 51	
150 × 135 × 170 mm	Map case dimensions (L × W × H)
white, RAL 9016	Map case colour
ABS	Map case material
approx. 1200 g	Weight
Outputs	Alarm and fault relays
30 VDC/1 A	Relay contact load
Programming	Either with the keys directly on the map case or with the BRC 535 indication and control map
LED	Displays

#### Technical data of the BRE 535

100 × 102 × 20 mm	Dimensions with 1 reflector (L × W × H)
204 × 200 × 20 mm	Dimensions with 4 reflectors (L × W × H)

#### Technical data of the BRU 535

90 × 90 × 50 mm	Dimensions (L × W × H)
approx. 100 g	Weight

#### Technical data of the BAB 535

176 × 130 × 65 mm	Dimensions (L × W × H)
approx. 1000 g	Weight

#### Beam smoke detector product line

BSD 535	Beam smoke detector (including 1 BRE 535 reflector)
BRU 535	Reset device / indication and control map connection unit for BSD 535
BRC 535	Remote control unit for BSD 535 including cable and power supply unit in a case
BRP 535	Sun shade for reflector (1 unit)
BRE 535-1	Reflector extension for BSD 535 (1 unit)
BRE 535-3	Reflector extension for BSD 535 (3 unit)
BAB 535	Articulated bracket for moveable mounting of the BSD 535/reflector