

**TFP-1240/R Intelligent Addressable Repeater Panel**  
**TFP-1245 Intelligent Addressable Repeater Panel**  
with 72 Zones Indicators  
Installation & Operating Guide



Yayın Tarihi: 04/01/2021  
Rev:01

## Important Warnings

### General

- ✓ Before using the device read this manual carefully. Keep it just in case of necessity.
- ✓ Abide all the rules and precautions stated in the manual. Follow all the instructions one by one.
- ✓ Keep the devices away from water and moisture

### Conditions

Do not energize the device above or below the given limits of extreme hot or cold conditions,

Temperature: Between -10°C and +55°C

Relative Humidity: %95 RH max

### Service

Do not try to fix the device on your own. Removal of cover may end up with electricity shock.

In case of any defect or malfunction, contact with your dealer or with authorized service. All the technical interventions have to be done by technicians of company.

**Warning:** Do not attempt to remove the electronic board from its plastic case. The electronic board is closed for your safety. Users should avoid from interference.

### Malfunctions that require technical service

In case of any malfunction or below conditions contact with your authorized service,

- ✓ When Mains cable or the plug is harmed,
- ✓ Contact of device with a fluid,
- ✓ Exposure of rain and water,
- ✓ Fell down of device or harmed outer cover,
- ✓ Serious performance fall on the device,
- ✓ Depending on the instructions stated in manual, if your device not working properly

Contact with your authorized service in such terms.

### Maintenance on your own

Do not try to fix the device on your own. Removal of cover may end up with electricity shock. In case of any defect or malfunction, contact with your dealer or with authorized service. All the technical interventions have to be done by technicians of company. Device must be cleaned up with a dry fabric. No-chemicals are allowed for cleaning.

### Transportation

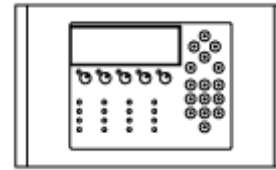
Device must be carefully transported avoiding all physical bump, stroke and possible fluid entry. Malfunctions that caused by improper transportation is not under warranty.

### Human and Environmental Health

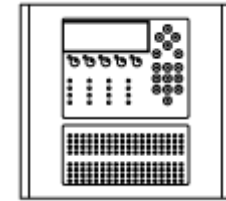
This device contains no chemical or biological elements that could harm human condition.

## General Features

- ✓ Easy to read, 240 \* 64 wide LCD graphic display
- ✓ User-friendly interface for easy viewing of alarms, faults and warnings
- ✓ Easy connection with main panel
- ✓ Real-time, stable communication with panel thanks to RS-485 communication structure
- ✓ Cable connection distance up to 1 Km with main panel
- ✓ Sturdy body design, stylish design
- ✓ 72 LED Indicators showing alarms and error conditions on a zone basis



TFP-1240 Intelligent Addressable Repeater Panel



TFP-1245 Intelligent Addressable Repeater Panel  
with 72 Zones Indicators

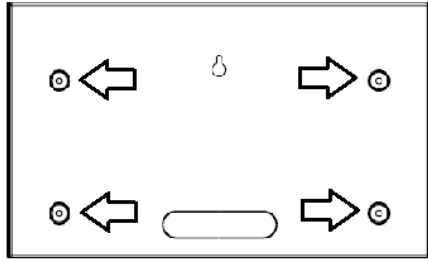
## Technical Specifications

	TFP-1240	TFP-1245
Zones Indicators	X	72 zones
Power Input	24±4 VDC	
Weight	2,6 kg	3,9 kg
Dimensions (mm)	230 x 386 x 40 mm	350 x 386 x40 mm
Color	RAL7305 TEXTURE	
Temperature	10C ~ 55C	
Humidity	Max 95% RH	
IP Class	IP30	

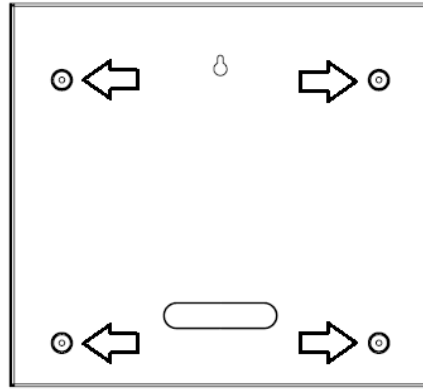
**Warning:** The product only works with TFP-121x, TFP-122x and TFP-123x Intelligent Addressable Fire Alarm panels.

## Mounting and Connection

1. Open the covers of the control panel and repeater panel.
2. Install the base of the repeater panel through the mounting holes marked with the arrow in the following illustration.



**TFP-1240**




**TFP-1245**

3. TFP-121x Technical intelligent addressable panels support 1 repeater panel connection.

For repeater panel connection;

- First make sure that there is no panel power.
- Perform the connection as shown in the picture below, ensuring that the wiring of the repeater panel cable is correct.
- Energize the panel and see that the repeater panel is working.
- No configuration is required to deploy the repeater panel.

**The distance between the TFP-1240 Repeater panel and the TFP-121X panel should be at most 1000m.**



Detailed information about using the TFP-12XX can be found in the user manual.

## Manufacture

### Bilgi Elektronik San. ve Tic. A.Ş.

Dudullu Organize Sanayi Bölgesi 1. Cadde İsmet Tarman İş Merkezi  
No:1 Kat:2 No:32 Ümraniye / İstanbul / Türkiye

**Telephone:** +90 216 455 88 46 **Fax:** +90 216 455 99 06

Sales: [sales@bilgielektronik.com.tr](mailto:sales@bilgielektronik.com.tr)

Technical Support: [support@bilgielektronik.com.tr](mailto:support@bilgielektronik.com.tr)



\* 2012/19/EU (WEEE directive): Products marked with this symbol cannot be disposed of as unsorted municipal waste in the European Union. For proper recycling, return this product to your local supplier upon the purchase of equivalent new equipment, or dispose of it at designated collection points. For more information see: [www.recyclethis.info](http://www.recyclethis.info).